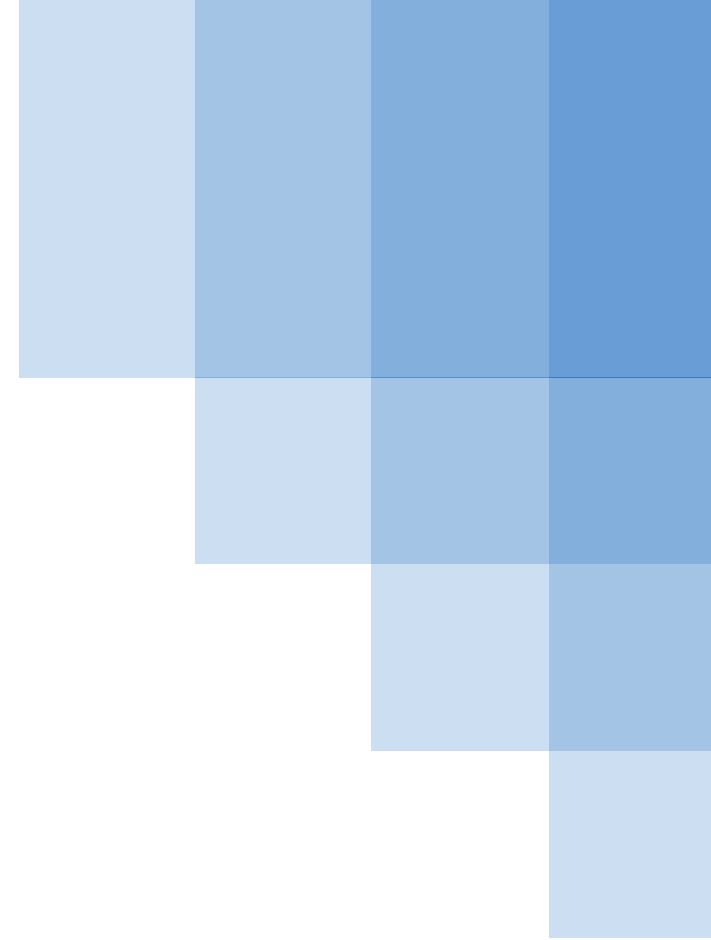




# Dufferin Aggregates Paris Pit CAP Meeting

April 11, 2018



# Agenda

- Welcome & Introductions of new facilitators
- Review & Approval of Minutes from October 2017 Meeting
- Approvals, Interested Parties and Spills
- Operations Update
- 2017 Annual Monitoring Report
- Natural Environment Report
- Next Meeting

# Our Role as Facilitators

- To create an effective environment in which you can work together:
  - To help ensure everyone has a chance to be heard
  - To help ensure everyone is treated respectfully
  - To help ensure we are productive
- To take notes for the session and prepare minutes based on the discussions

# Proposed Rules for the Meeting

To help ensure everyone has a chance to be heard:

- Only one person speaks at a time. Don't interrupt or have side conversations.
- Make your point, but be brief to ensure everyone has a chance.

To help ensure everyone is treated respectfully:

- Respect others' points of view. If you disagree, criticize the idea, not the person.
- No derogatory or sarcastic comments at the expense of others.

To help ensure we are productive:

- Help us keep to the agenda. Stay on topic.
- Be open to sharing and learning. If you don't know, ask. Questions are good.

# Approvals, Interested Parties, & Spills

## Approvals Update

- Minister of Environment and Climate Change issued a decision in response to the CCOB request to overturn the Environmental Review Tribunal's decision.
- Minister's decision issued on February 7, 2018 indicates that he agrees with the decision of the ERT.
- Excerpt from the decision:

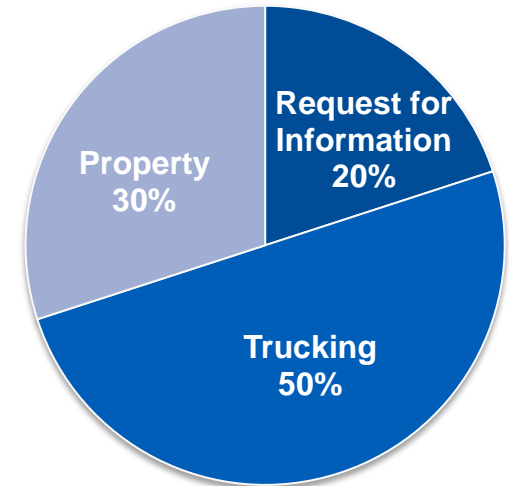
*“In respect of the issues raised by the appellant (CCOB), the ERT concluded that the terms of the ECA were sufficient to protect the environment. The ERT is a specialised tribunal and had the benefit of hearing the testimony of the witnesses. The Tribunal sat for many days and heard from a number of scientific experts. In short, the ERT found that:*

- *There is no credible threat to public or private water supply from past use of pesticides at the Paris Pit site;*
- *There is no evidence that washing the aggregate at the site will result in concentrated atrazine in the wash fines; and*
- *There is no contamination pathway from the washing system's settling pond to the Telfer and Gilbert wellfields.”*

## Interested Party Communications Summary

- In 2017, the Paris Pit received:
  - 2 info requests related to trucking haul routes and hours of operation
  - 4 trucking complaints – 1 determined unrelated to pit activities
  - 3 property concerns related to weeds on a berm, decaying trees, and grading of Girl Guide camp
- In 2018, one trucking concern received
- All concerns and requests were addressed

## Communication Types (2017-18)



# Spills Summary

- No reportable spills in 2017
- In 2018, one (1) spill was reported to the MOECC's Spills Action Centre, the MOECC District Manager, Guelph District Office, and the County of Brant.
- Spill details:
  - 3<sup>rd</sup> party fuel delivery provider (Frew Energy) overfilled fuel tank (human error)
  - 375 L spilled on concrete pad and around pad
  - Immediate action by site employees to contain and cleanup
  - 3<sup>rd</sup> party (GHD) coordinated cleanup of impacted material, shipped off-site by third party (Accuworx) and conducted sampling
  - Monitoring well will be installed to ensure if there is a future concern, monitoring will indicate actions required



# Operations Update

## Operations Update

- Operations from October to December 2017 have included:
  - Shipping to customers
  - Processing dry and washed products
  
- Operations plan for 2018 includes:
  - Shipping to customers (all year, started in January)
  - Processing dry and washed products (production season began in April)
  - Filling of recirculation and settling ponds began on March 26, 2018

# Operations Update: Community Donations

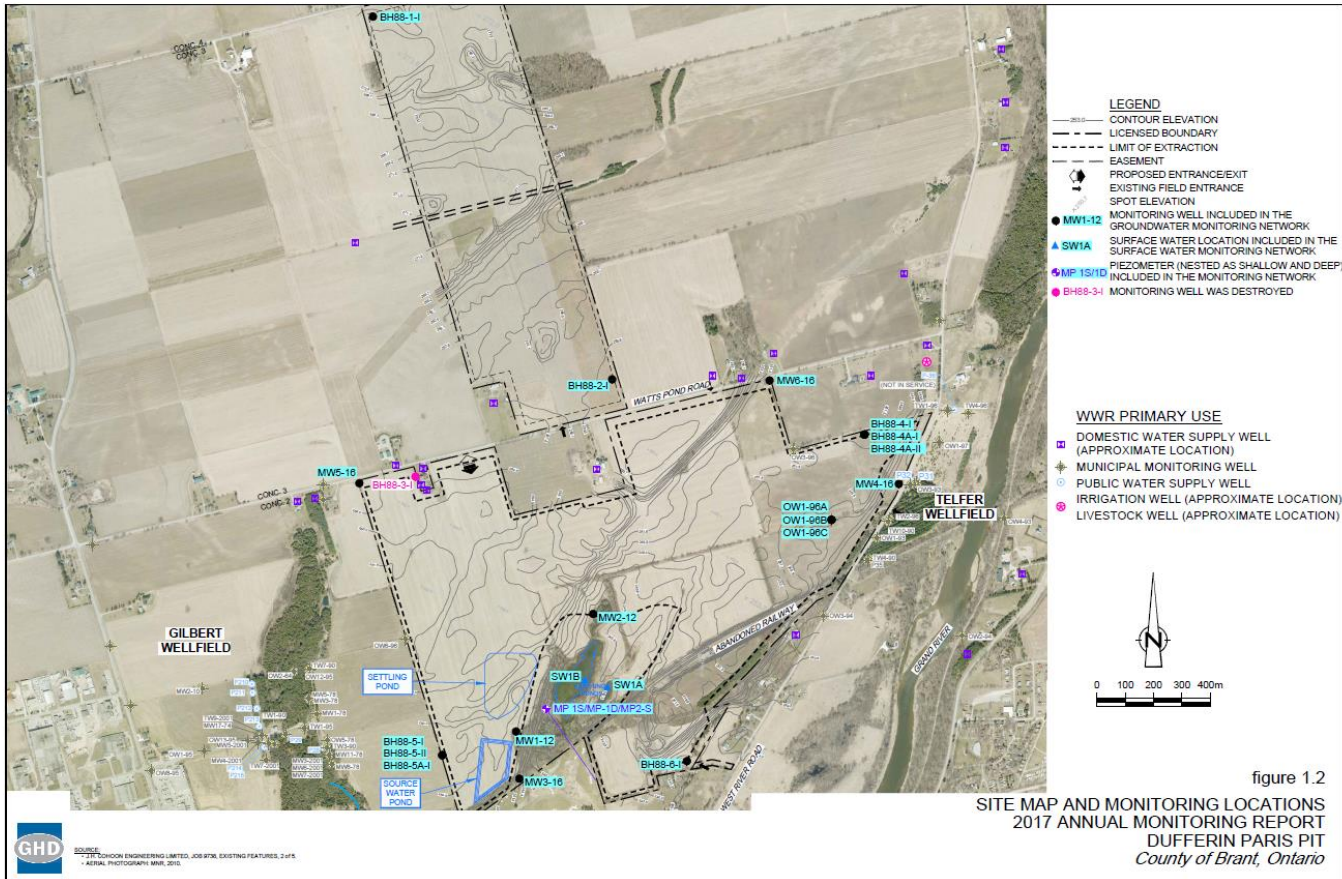
- In-kind material donations:
  - Paris Agricultural Society
  - Girl Guide Camp – laneway grading
  - Neighbour loads as requested
- Monetary support donations:
  - Paris Soccer Club, in conjunction with the Earth Day tree planting event
  - Brant County Hockey Team sponsorship
  - Paris Agricultural Society
  - Paris High School – Environmental Award
  - Brant United Way
  - Brant Waterways

# Review of 2017 Annual Monitoring Report

## 2017 Monitoring Report

- Interested parties were involved in the scope, scale, and outcome of the technical studies
- Annual report prepared by GHD includes the results of the monitoring required under the Site Plans, PTTW, and ECA (ISW)
- The 2017 monitoring report is posted on the Paris Pit website: [www.dufferinparispit.com](http://www.dufferinparispit.com)

# 2017 Monitoring Report Highlights – Monitoring Locations



## 2017 Monitoring Report Highlights – Water Takings

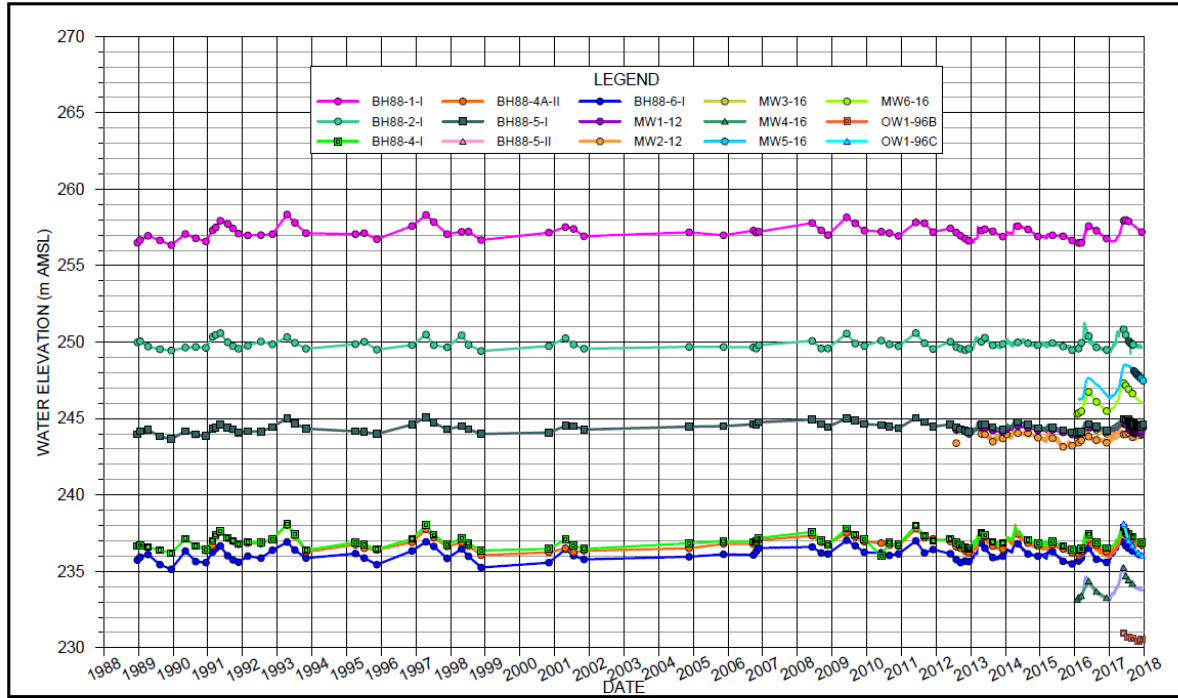
- Source pond water takings in 2017 were below permitted rates
  - Limits (for 3 months after operational commencement of wash plant): 14,000 L/min, 10,800,000 L/day, 12 hours/day
  - Limits on rate (after the 3 months): 1400L/min
- Recirculation pond filling began in September 2017
- Maximum taking in 2017
  - Max rate on September 13, 2017, rate of 13,923 L/min
  - Max day on September 12, 2017, total of 7,495,092 L/day

## 2017 Monitoring Report Highlights – Water Level Monitoring

- Groundwater elevations in 2017 were within historical ranges or slightly higher for each of the monitoring well locations
- Surface water elevations in 2017 were within historical ranges and slightly higher than historic ranges for the monitoring locations
- Precipitation in 2017 was 1072 mm (long-term average is 892 mm)
- Water levels in wells (BH88-5-1, MW1-12, MW3-16) and surface water location (SW1B) were monitored as part of the Trigger Mechanism & Contingency Plan and did not approach the early warning threshold or trigger levels, including during the construction of the source water pond



# 2017 Monitoring Report Highlights – Groundwater Hydrograph



DUFFERIN AGGREGATES PARIS PIT  
COUNTY OF BRANT, ONTARIO

078410  
Mar 22, 2018

GROUNDWATER HYDROGRAPH - OVERBURDEN

FIGURE 4.1b



## 2017 Monitoring Report Highlights – Water Quality Monitoring

- Groundwater sampling results were comparable to historic results with one exception:
  - Glyphosate was detected in one monitoring well MW5-16, located in the northwest corner of the site, reflective of upgradient background conditions and land use, at a level of 0.16 ug/L in the December 7, 2017 monitoring event (ODWQS is 280 ug/L)
- Surface water sampling results were comparable to historic results
- As required by the ECA, wash water from the recirculation pond were sampled and no pesticides, atrazine, atrazine metabolites, or glyphosate were present in the samples
- *Are there any comments or questions on the scope or results of the water monitoring?*

# Natural Environment Report

## Natural Environment Report

- On February 13, 2018, Smithcom sent out a memo to the CAP which included the details on the MMM January 30, 2015 ecological report
- Input from the CAP was requested at this time (refer to February 13, 2018 memo)
- No comments received

## Closing

- Next meetings to be scheduled in July and Sept/Oct
- Topic suggestions

Thank you!